


Distance Learning Technology Resources (Elementary) Bay District Schools 2020


DIGITAL CONTENT/ SOFTWARE

Teachers and students can access online textbooks, digital content and resources using **BDS Launchpad**. Teachers and students will log into BDS Launchpad with their BDS username/password. To access Launchpad:


Step 1: Log into BDS Launchpad. Can use the link <https://launchpad.classlink.com/bayschools> and bookmark or go to Bay District website www.bay.k12.fl.us and use the shortcut on the right side



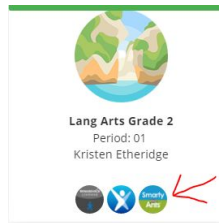
Step 2: Enter your BDS username and password. This is the one you use to log into FOCUS or a BDS computer.



Step 3: Click on the BDS Backpack OR look in the BDS Digital Resources folder. There is also a SEARCH bar in the top right where a title of a program can be entered to find a particular icon.



Step 4: Click on the appropriate icon. Remember **not all icons are accessible to all students** even though they may be visible in the backpack.



There is also an app in the app store that can be downloaded on mobile devices. However, remember that not all vendors have developed their program to work on mobile devices. When using this app the school code is **bayschools**.

App Store Preview

This app is only available on the App Store



ClassLink Launchpad 4+

ClassLink, Inc

#102 in Education
★★★★★ 4.6, 540 Ratings





Free






DISTRICT DIGITAL CONTENT/SOFTWARE







Online textbooks or other content related digital resources, can be found after logging in to Launchpad. (Check the **BDS Backpack** or in the BDS Digital Resources folder.













BDS Backpack

<p>ABC Mouse</p> 	<p>Access in BDS Digital Resource folder via Launchpad.</p> <p>Parent Letter for families to sign up for free</p>
<p>AR</p> 	<p>Access in the BDS Backpack. Students are able to take tests at home.</p>
<p>Achieve3000</p> 	<p>Access in BDS Digital Resource folder via Launchpad.</p>
<p>Brainpop</p> 	<p>Access via Launchpad.</p>

<p>Canvas</p> 	<p>Access via Launchpad.</p> <p>Canvas Parent App</p>
<p>CommonLit</p> 	<p>Access in Digital Resources Folder via Launchpad.</p>
<p>Dreambox</p> 	<p>Access in the BDS Backpack via Launchpad</p>
<p>Great Minds/ Eureka Math</p> 	<p>K-5 Math. Each teacher creates his/her own accounts. Great Minds can be found in the BDS backpack.</p>
<p>First in Math</p> 	<p>Access through BDS Backpack.</p>

<p>FloridaStudents.org</p> 	<p>Shortcut link on BDS Launchpad</p>
<p>FOCUS</p> 	<p>You do not have to use Launchpad to access FOCUS. The FOCUS direct link is focus.bayschools.net</p>
<p>Google Meet (Video Conferencing)</p> 	<p>Getting Started with Google Meet</p>
<p>iCivics</p> 	<p>Access via Launchpad</p>
<p>Imagine Learning</p> 	<p>Access via BDS Backpack on Launchpad. This is available for identified ELL students.</p>
<p>Khan Academy</p> 	<p>Shortcut link on BDS Launchpad.</p>

<p>McGraw Hill/ConnectED (Music, Social Studies)</p> 	<p>Access through BDS Launchpad in the BDS backpack.</p>
<p>Pearson Elevate Science</p> 	<p>Access through BDS Launchpad in the BDS backpack.</p>
<p>ReadWorks</p> 	<p>Shortcut link on BDS Launchpad in Digital Resources Folder</p>
<p>SORA (formerly Overdrive)</p>  <p>Britannica</p> 	<p>FREE ONLINE LIBRARY</p> <p>elibrary books for all Bay District students and teachers. Access through Launchpad in the BDS online media resources folder.</p> 

	 <p>Getting started with Sora</p> <p>With Sora, you can get free ebooks and audiobooks from your school.</p> <ol style="list-style-type: none"> 1 Install the Sora app from the Apple App Store or Google Play Store, or go to soraapp.com. 2 In Sora, find your school (or enter your school's setup code), then sign in. 3 Bay County School District 4 Browse the Explore tab and borrow a book. Your book will open so you can start reading right away. <p>Close the book and go to your Shelf to see all your books (including assignments). From there, you can:</p> <ul style="list-style-type: none"> • Tap Open Book or Open Audiobook to read or listen to the book. • Tap Options to renew or return the book, get to your notes and highlights, and more.
<p>SmartyAnts</p> 	<p>Smarty Ants - Students use the SMARTY ANTS PLAY app that is in the backback</p> <p>Smarty Ants and iPads</p>
<p>Study Island</p> 	<p>Access via BDS Backpack on Launchpad.</p> <p>https://www.studyisland.com/getting-started</p> <p>Getting Started Resources and Parent Letters</p>
<p>ZEARN</p> 	<p>Access in the BDS Backpack via Launchpad.</p> <p>Setting up classes in Zearn</p>

